

VITRUM®

SLIMLINE® VIT 21

01 | Argon Gas

The gap in the DGU is filled with argon gas to reduce thermal conductance.

02 | Roller Bearings

Roller bearings are of 316 grade stainless steel having a load capacity of 200 kg each. This ensures the weight of the shutter is balanced between the bearings and leads to highly smooth operation. The bearing's cage is made of heavy nylon to provide sustained support in the long run.

03 | Cover Profile

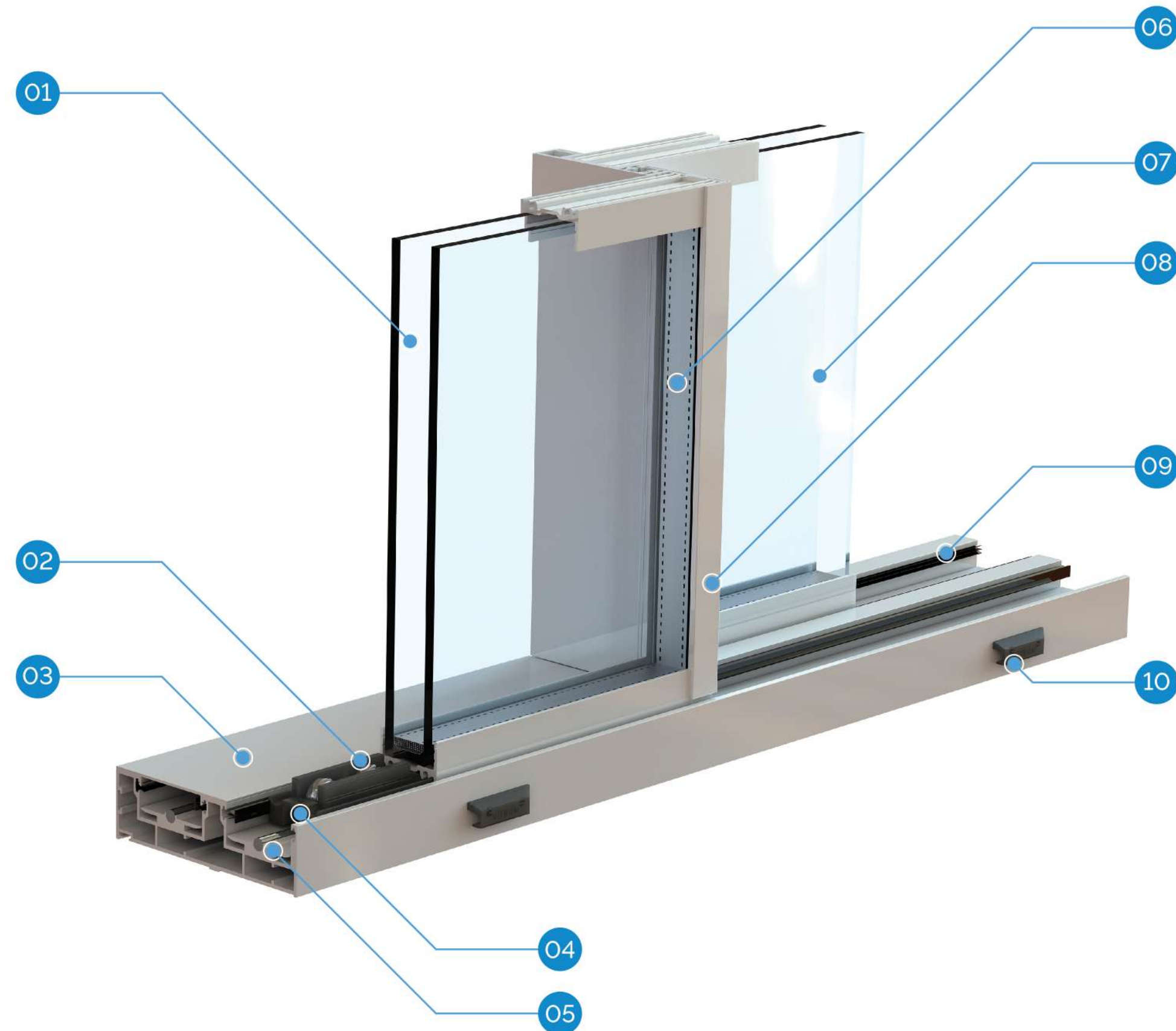
Adhering to our commitment to an aesthetically appealing and maintenance free window, we have designed a metal covering to encase the fixed shutter track. The cover profile acts as a protective shield, providing resistance against air, dust and water seepage. Furthermore, it seamlessly merges with the entire window unit to elevate its aesthetic value.

04 | Auto Clean Brush

The bottom of the shutter is provided with brushes between the bearing cages to auto clean the track for the dust to be accumulated at the corners of the track which can easily be removed.

05 | Rail

The rail is made of 316 grade stainless steel. This facilitates easy sliding operation with least resistance for the heaviest windows.



06 | Perforations

They ensure moisture is not accumulated in the glass unit due to its anti-fog function.

07 | Glass

The system provides flexibility in the type of glass that can be used. Some of the commonly used types of glass are DGU, DGU laminated, Sentry laminated, Reflective, Low-E & Burglar resistant options. These provide up to 38 dB sound reduction. The standard Slimline system has an 8mm outer glass, an 18mm spacer and an 8mm inner glass, which results in a 34mm double glazed unit.

08 | Sight Line

The interlock / mullion between any 2 shutters is only 21mm thick.

09 | Three Fin Wool Pile

This is a high quality brush used to prevent air, water and dust penetration into the track.

10 | Drainage Slots

We have an integrated water management system, conducive even for torrential rain regions. The drainage slots are provided in each track of the profile to drain out water.

SLIMLINE® VIT 21

SLIMLINE® VIT 21

Vitrum minimizes interference, maximizes views and natural light with a minimalistic sliding window system, the Slimline® Series. The system adds to the arsenal of architects, designers and clients with a plethora of design solutions.

The indigenous design with imported materials results in a high level of performance, look and feel. It is the perfect blend of aesthetics and functionality. The line of products are fully tested in adherence with international standards, offering high sound insulation, wind and water pressure resistance, minimal maintenance and peace of mind through years of prolific usage.

Sight Line

It is an absolute delight to designers, architects and clients alike, as it's the ultimate selection for indoor / outdoor assimilation. These aluminium windows sit harmoniously side by side with an extremely slender vertical frame of only 21mm between the glass panels. All the surrounding frameworks of the slimline windows can be hidden in the building surround with the floor track flushed with the internal floor.

Attributes

Details

Sight Line or Face Width	21mm onwards
Section Joint	'L' clamp fitting with grub screws
Sash Degree	90 degrees machine precision
Glass Thickness	34mm double glazed unit
Sliding Rail	Stainless Steel - 316
Roller Bearings	Stainless Steel - 316
Surface Finish	Powder Coating / PVDF / Anodized
Handle	180 degrees
Maximum Shutter Size	up to 8 sq m
Maximum Shutter Height	4.5m

SLIMLINE® VIT 21

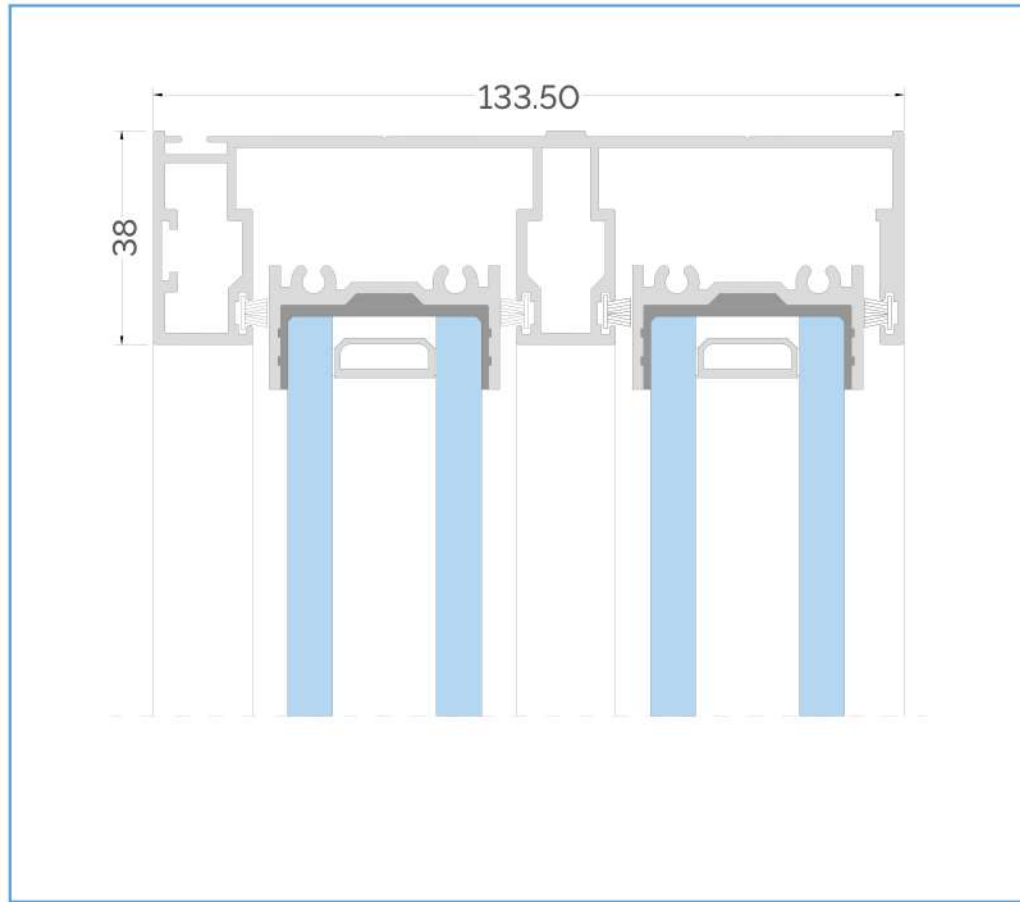
This system has been internationally tested with the following result.

- Wind Resistance - up to 2.8 KPa (ASTM E330-02, AAMA / WDMA / CSA 101 / I.S.2 / NAFS)
- Air Infiltration - 300 Pa (ASTM E283-04)
- Water Penetration - 390 Pa (ASTM E331-00, ASTM E547-00)

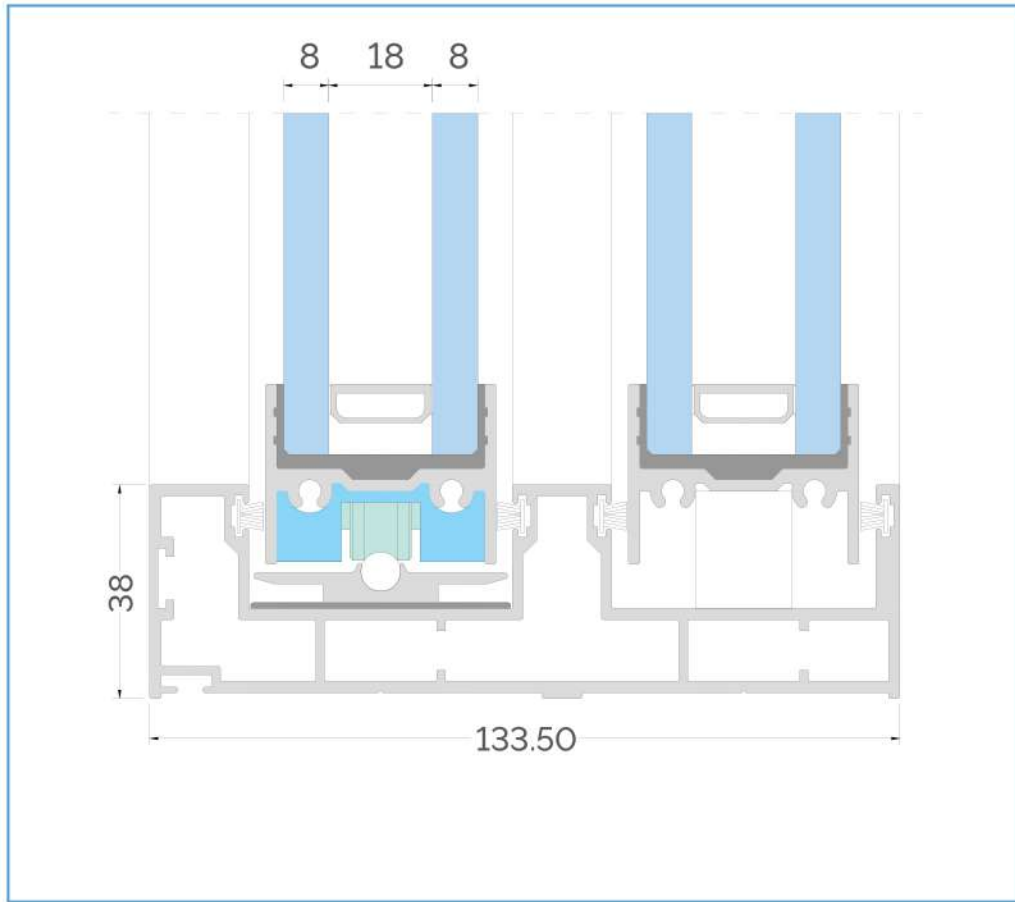


Testing Data (Certificate)

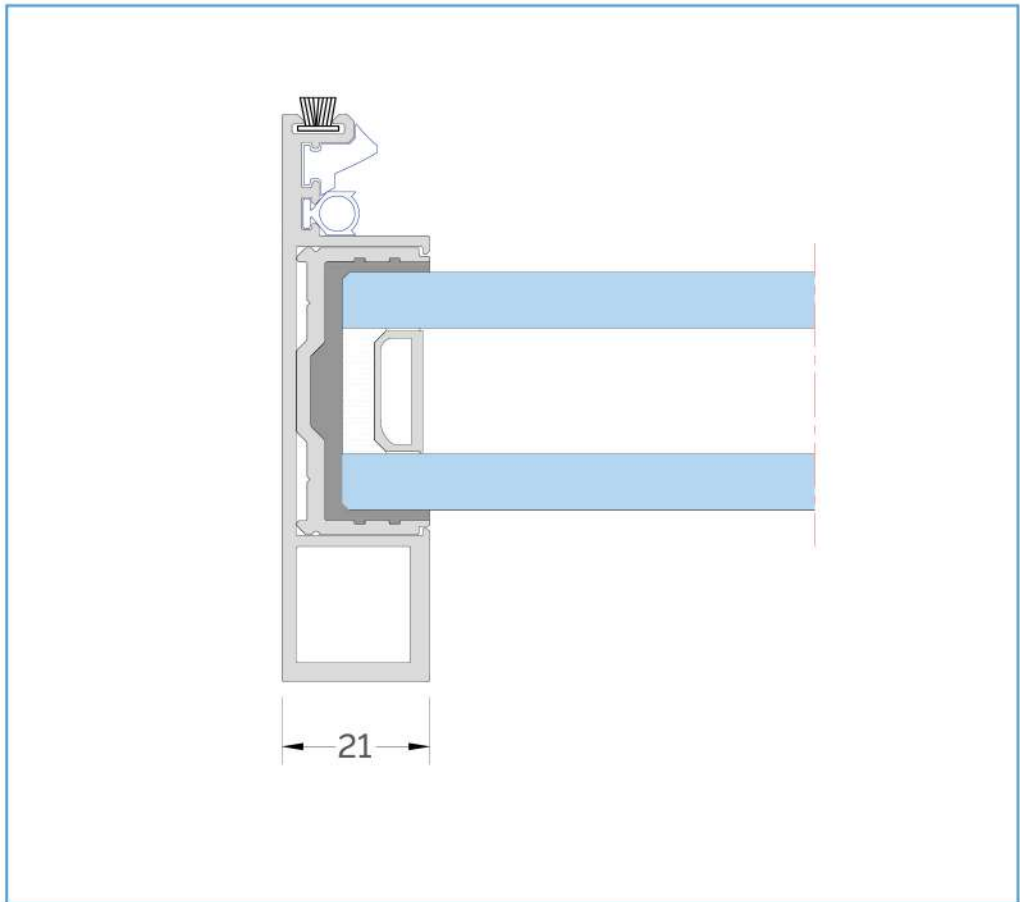
This system is internationally tested with the following result.



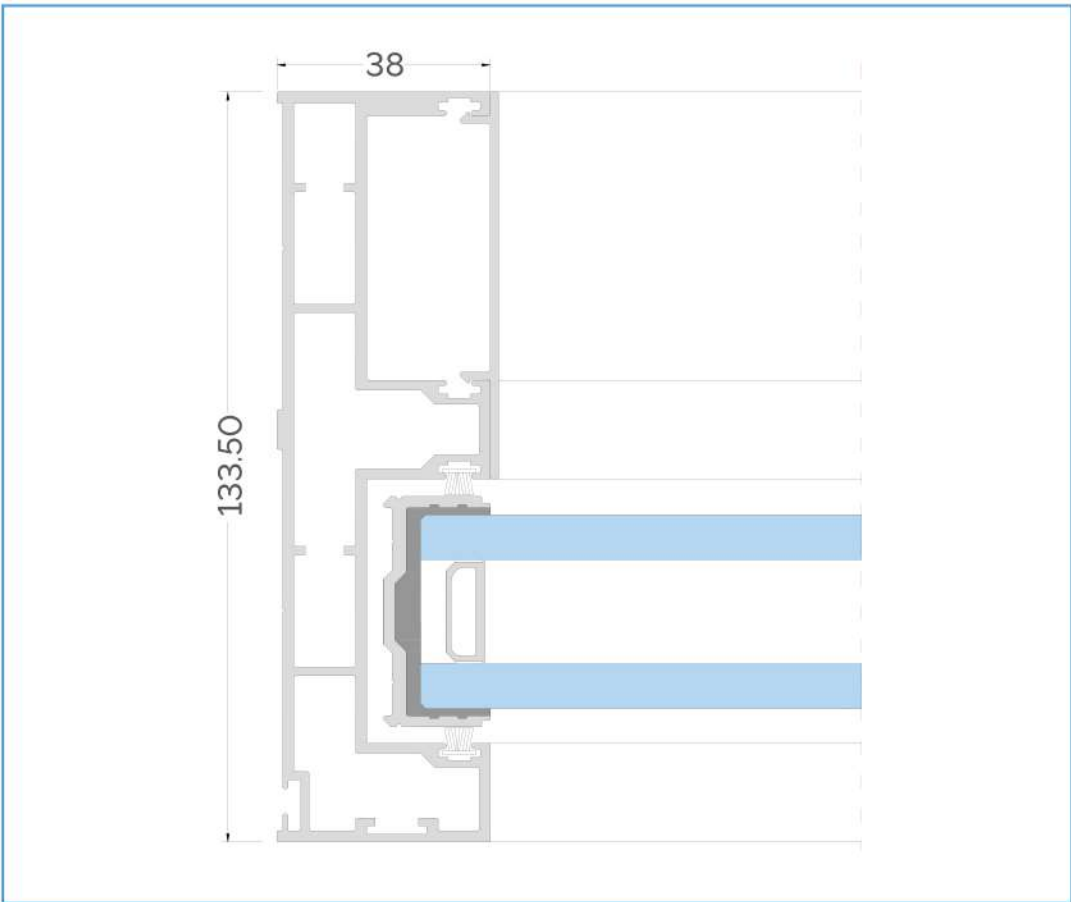
Top Section



Bottom Section



Interlock With handle



L & R Section



Ludwig Mies van der Rohe 1886 - 1969

Ludwig Mies van der Rohe was a German-American architect. He was one of the pioneers of modernist architecture.

Contact Us

Email: info@vitrumsystems.com

USA

Austin, Texas

Phone: +1 512 903 9653

Email: us-sales@vitrumsystems.com

Dubai, UAE

Phone: +971 58 576 9961

Email: me-sales@vitrumsystems.com

India

Phone: +91 90995 47000

Email: ind-sales@vitrumsystems.com